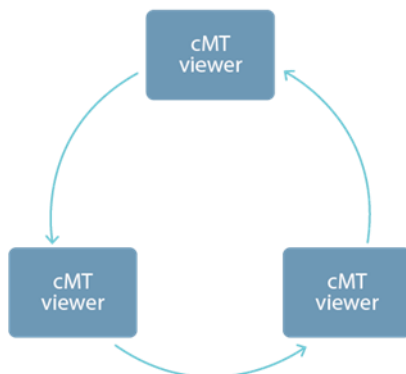


# 34. Control Token (cMT / cMT X)

This chapter explains how to use Control Token.

34.1. Overview.....	34-2
34.2. Configuration .....	34-2
34.3. Demonstration.....	34-4

### 34.1. Overview

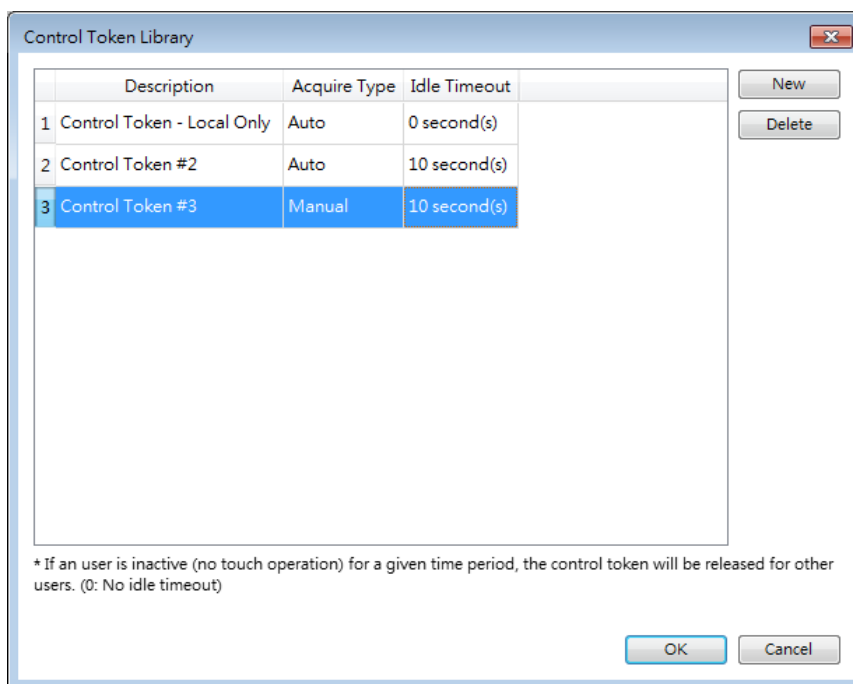


One cMT / cMT X HMI can be simultaneously controlled by multiple cMT Viewer clients. To ensure system safety by preventing an object to be controlled by multiple clients simultaneously, a control token can be set. Only one cMT Viewer client can acquire the control token at a time, and only the cMT Viewer client that acquires control token can operate the object. The rest of the clients can acquire the token one by one when the token is not occupied.

### 34.2. Configuration



Click [Project] » [Control Token] to open the settings window.



Setting	Description
<b>Description</b>	Specify the name of the selected control token. <b>Control Token – Local Only</b> When this token is selected, only the local HMI can operate the object. This token is available only for models that have built-in cMT Viewer: cMT3072, cMT3090, cMT3151, cMT-HDM...etc.
<b>Acquire Type</b>	Select an acquire type from [Auto] or [Manual]. <b>Auto</b> With this option selected, cMT Viewer will automatically acquire the control tokens set for all objects in the current window. The control token will be released after leaving this window. <b>Manual</b> The control token can be acquired or released by triggering an Action Trigger or a Combo Button.
<b>Idle Timeout</b>	Setting Idle Timeout helps avoid the issue that prevents other users from gaining operating right when the token possessor, having finished operation, does not release the control token. When the token possessor's HMI remains inactive (no touch operation) for a given time period, the control token will be

---

released.

The setting range allowed for Idle Timeout is 0~86400 seconds. For “Control Token- Local Only”, the Idle Timeout can only be zero and is not adjustable.

---

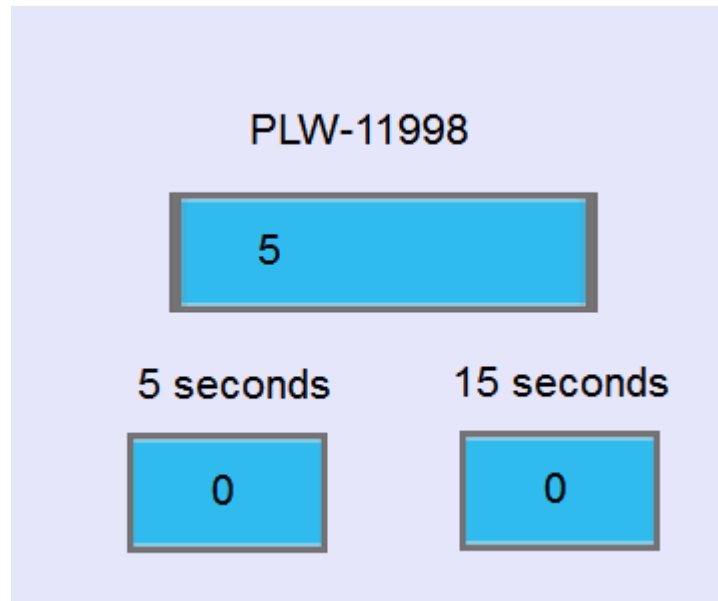
### Note

- Control tokens are allocated on a first come first served basis, and a control token can be possessed by one cMT Viewer client at a time. Attempts made for acquiring a control token when it is unavailable will be put into a queue, and it becomes available, it will be passed to the next one in the queue.
- A cMT Viewer client can simultaneously possess multiple control tokens.
- In Auto mode, when changing to a new window, even if the object with the same control token appears in both previous and new window, the control token is reacquired upon entering the new window. If the object with the control token is placed in an overlay window or a common window, and the same overlay window is used in both previous and new window, then reacquiring control token will not take place.
- When cMT Viewer client is disconnected from the Server, and the connection is recovered within 30 seconds, reacquiring control token is not necessary. When the disconnection goes longer than 30 seconds, reacquiring control token is necessary.

### 34.3. Demonstration

To monitor idle time countdown, use an ASCII object with system register PLW-11998. When two or more control tokens are used, this system register will count down from least idle time until elapsed.

In the following example, on the top, ASCII object shows idle time countdown from PLW-11998. The bottom two objects use two different control tokens, one with a 5-second idle time and the other 15-second. When running simulation, PLW-11998 will count down from five seconds.



After 5 seconds, the bottom left object turns grey due to expired control token, and another object has 10 seconds left for countdown.

